



**ICCP TRAINING COURSE ON ORGANIC PETROLOGY,  
GeoLab, Helmholtz Centre Potsdam  
German Research Centre for Geosciences - GFZ  
Potsdam, Germany**

Trainers:  
Dr. Alan Cook, Australia, Prof. Claus Diessel, Australia

**EVALUATION OF THE TRAINING COURSE BY THE PARTICIPANTS**

By Lopo Vasconcelos  
(Co-ordinator of the Training Course)

**1. Introduction**

As know by all, the ICCP organized in November 2009 a training course on Organic Petrology, which was held at GFZ-Potsdam, Germany, and given by Prof. Claus Diessel and Dr. Allan Cook, both from Australia.

The course had the duration of 5 days, including one day field work and 1 day practical classes. It was attended by 23 people from 15 countries.

In order to evaluate the interest of this course, the organizers prepared a small questionnaire to be filled by the participants, which is presented below, covering a range of topics considered relevant for the organisation of future courses.

Of the 23 participants, we received 14 responses, whose results are summarized ahead on a graphical way.

**Table 1. Questionnaire presented to the participants**

	-				+
	1	2	3	4	5
Did the course meet your expectations?					
Are you satisfied with:					
- Topics selected					
- Duration of the course					
- Ratio between theoretical/practical instructions					
- Training Materials					
- Number and duration of breaks					
- Catering					
- Dinner					
- Organisation					
- Venue					
- Teachers					
Did the field trip meet your expectations?					

Please indicate on a scale from 1 – 5

Would you like to communicate any ideas or suggestions?  
If yes, please let us know!

Further Comments:

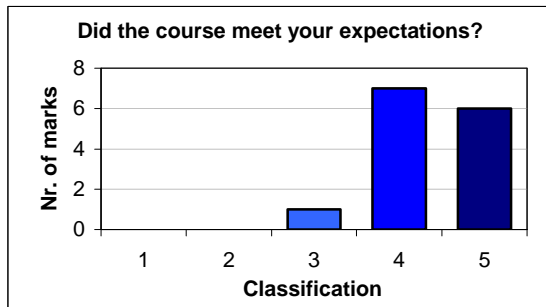
Are you interested in specialised courses (e.g. Dispersed Organic Matter, Coke Petrography etc)?  
YES NO

If YES, what is the topic of your interest? \_\_\_\_\_

## 2. Results

The graphical evaluation presented ahead gives the number of answers that fit in each of the 5 categories, where 1 is (-) and 5 is (+).

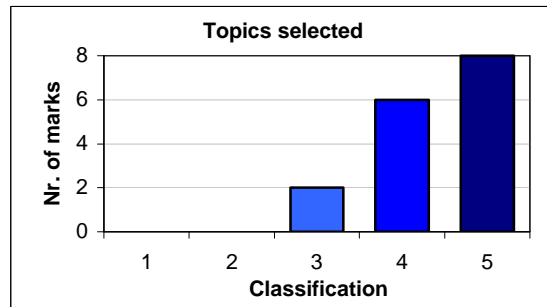
### 2.1. Did the course meet your expectations?



As the graphic shows, the course met in general the expectations of the participants, with 50% of them giving the mark 4 and 43% the mark 5. One participant had his expectations not fully met.

**Average:** 4,36

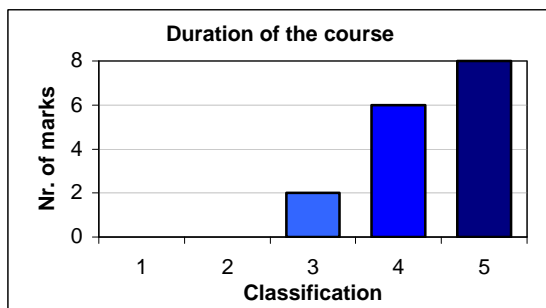
### 2.2. Are you satisfied with the Topics selected?



The majority of the responding participants were satisfied, with 8 of them attributing the mark 5 and 6 the mark 6. Two of them were not fully satisfied.

**Average:** 4,38

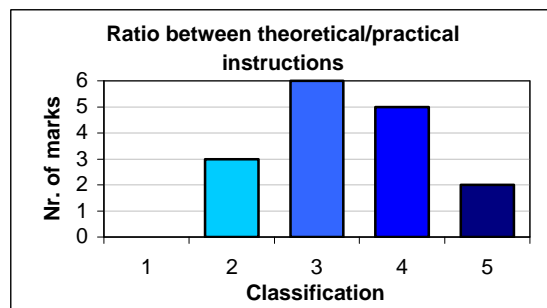
### 2.3. Are you satisfied with the Duration of the Course?



The majority of the responding participants were satisfied, with 8 of them attributing the mark 5 and 6 the mark 6. Two of them were not fully satisfied (same marks as 2.2)

**Average:** 4,38

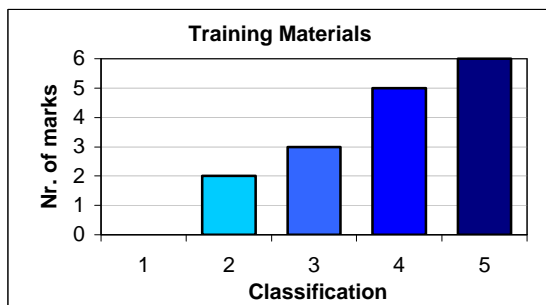
### 2.4 Are you satisfied with the Ratio between theoretical/practical instructions?



The majority of the responding participants was not satisfied, with 9 of them attributing marks  $\leq 3$  and 7 marks  $\geq 4$ . Three of them were not satisfied.

**Average:** 3,38

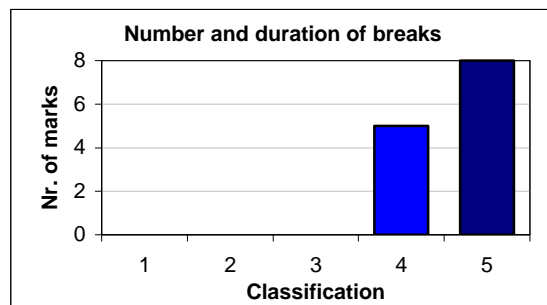
### 2.5. Are you satisfied with the Training Materials?



The majority of the responding participants is satisfied, with 11 of them attributing marks  $\geq 4$ . Two of them were not satisfied.

**Average:** 3,94

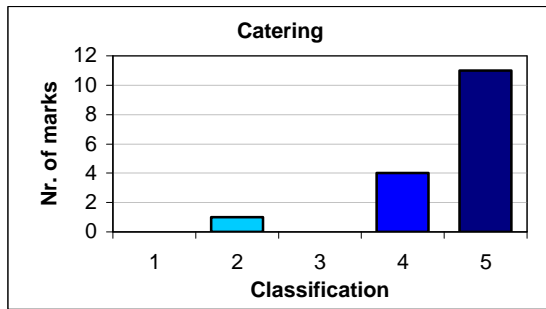
### 2.6. Are you satisfied with the Number & Duration of Breaks?



As the graphic shows, participants are happy with the number and duration of breaks.

**Average:** 4,62

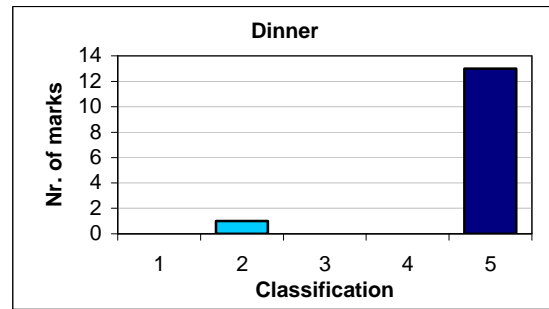
### 2.7. Are you satisfied with the Catering?



As the graphic shows, participants are happy with the Catering. Only one was not satisfied.

**Average:** 4,56

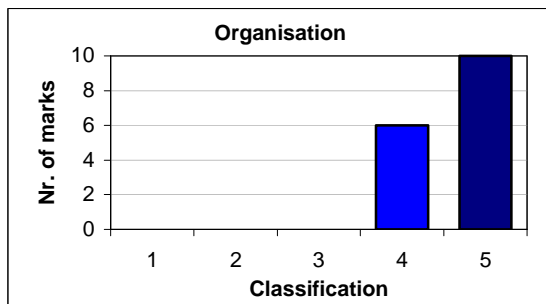
### 2.8. Are you satisfied with the Dinner?



As the graphic shows, participants are happy with the Dinner. Only one was not satisfied.

**Average:** 4,79

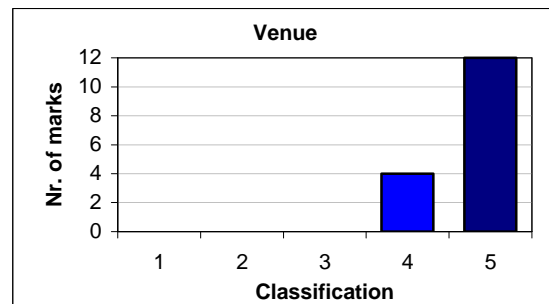
### 2.9. Are you satisfied with the Organization?



As the graphic shows, participants are happy with the Organisation.

**Average:** 4,63

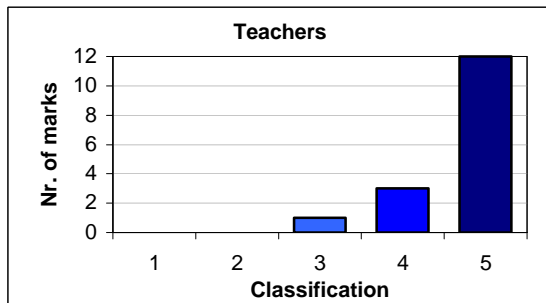
### 2.10. Are you satisfied with the Venue?



As the graphic shows, participants are happy with the Venue.

**Average:** 4,75

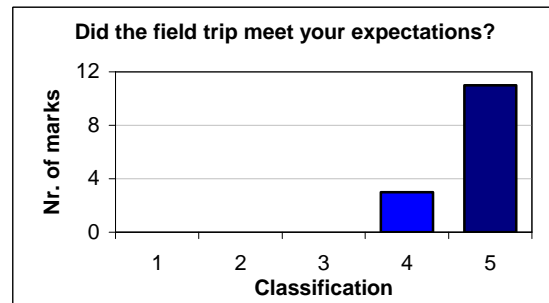
### 2.11. Are you satisfied with the Teachers?



As the graphic shows, participants are happy with the Teachers, except for one who was not much impressed.

**Average:** 4,69

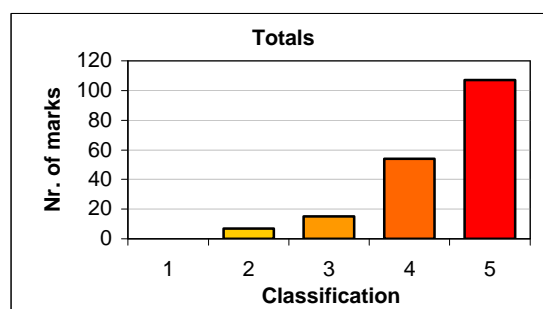
### 2.12. Did the field trip meet your expectations?



As the graphic shows, participants are happy with the Field Trip.

**Average:** 4,79

### 2.13. GLOBAL EVALUATION



Generally speaking, participants were much satisfied with the course.

**Average:** 4,43

### **3. Other Comments**

From the questionnaires received from the participants, some comments and suggestions were done in order to improve future courses. Below a list of these comments/suggestions is presented:

#### **3.1. Field Trip:**

- It is suggested that the field trip should happen in the middle of the course.

#### **3.2. Theoretical Classes**

- More information about applications of petrology,
- Update of database regarding coke quality and coking techniques.

#### **3.3. Practical Session**

- 1 entire practical day
- "Hands-on" microscope work, sample preparation (hints & tips);
- Everyone brings a sample of his interest and observed together;
- Microscopic session with increasing duration, at 2 stages: 1: typical aspects, 2) samples with not easily identifiable macerals;
- More hours in microscopic characteristics of main macerals;
- To use the room next door for sample discussion via projector;
- More practical sessions with discussion;
- Not clear what the goal of practical sessions was;
- More equipment (e.g. fluorescence or polarization);
- More samples for practice, almost anybody couldn't handle the "Hilgers equipment".

#### **3.4. Other Issues**

- Breaks: 30 min too long; 10 min enough;
- Good range of topics covered in the lectures;
- Look for funds from major oil companies;
- Materials must be distributed at first day of the course;
- Organize 1 day workshop prior to the course for people to show the teachers their samples and ask questions;
- participants should introduce themselves;
- Training in June or September;
- Tuition increased (Professional E1350; Students E500).

#### **3.5. Other Courses**

All participants were clear in stating that there is a need for more courses like this one, and covering other topics, listed below, with the percentage of suggestions:

<u>Item</u>	<u>%</u>
- Dispersed Organic Matter	24,1
- Coke Petrography	13,8
- Maceral analysis	10,3
- Fluorescence Microscopy	6,9
- Basin Modeling	3,4
- Biomarkers	3,4
- CBM	3,4
- Char Petrography	3,4
- Coal Blends	3,4
- ECBM	3,4
- Fly ash petrography	3,4
- Oil to Oil correlations	3,4
- PCI	3,4
- Pyrolysis	3,4
- Rock Mechanics/Coal petrography	3,4
- $V_{r_{max}}$ and $V_{r_{random}}$ measurements	3,4
- What can go wrong during V measurements	3,4

#### 4. Conclusion

It is clear to us that the course was a success and that in general it met the expectations of the participants.


Suggestions are made to organise more courses like this and also covering other topics.

#### 5. Acknowledgements

Thanks to

- **Petra David**, President of the ICCP for being able to be present in Potsdam and helping in solving lots of problems;
- **Nikki Wagner**, Convenor of the Working Group;
- **Claus Diessel** and **Alan Cook**, for being available to teach the course so efficiently
- **Antje Treutler** and **Andreas Küppers**, from GFZ-Potsdam, for their incredible help in setting up the facilities;
- **Jen Pearson**, for sorting out the financial problems;
- **Carl Hilgers** for having made the microscope available for the practical session;
- **GFZ-Potsdam** for the offer to host the first ICCP Training Course.

Maputo, 11<sup>th</sup> February, 2010.



Lopo Vasconcelos  
Course Coordinator