

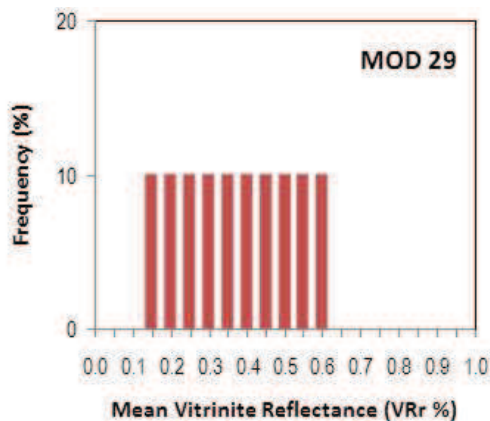


Sample Analyzed for DOMVR in the Commission II of the ICCP



Insert a microscopy image of the sample with graphic scale



Insert the distribution of vitrinite reflectance means

Sample Information

Code: Year of Analysis:

Type of Sample:

Location and/or Fm.:

Country: Age (Period):

Dep. Environment:

Coordinates Long. Coordinates Lat.

ICCP WG:

Convenor: E-mail:

Exercise Information

Report: Participants N:

Group Mean (VRr%) Group Stdv.:

Averaged Unsigned Multiple Stdv.:

Coef. of Variation: Scattering Index:

Other data Available

- Chemical Analysis
- Rock Eval
- Spectral Fluorescence
- Macerals
- Geochemistry
- Images available
- Others (indicate in comments)

Comments:

Dubious identification of a single vitrinite population. Organic-rich oil shale with suppressed reflectance. Sample with relatively abundant vitrinite, which proved to be particularly difficult to analyze. See MOD 28 and QVR-IS for further results on the same oil shale.

Sample Analyzed for DOMVR in the Commission II of the ICCP

LEGEND

Code: refers to the sample code as distributed for the round robin exercises

ICCP WG: name of the WG in which the exercise was run

Microscopy images: Please indicate in the image as much information as possible regarding illumination conditions and identification of components. If you use fluorescence and white light images. Insert them as a single image.

Histogram with reflectance readings: Please build up an histogram with the individual vitrinite reflectance means reported by participants to represent the scatter of the readings in the exercise

Report: indicate the name of the report in which the results of this sample are available as recorded in the webpage (i.e. Bostick 1982; Borrego 2006, etc...)

Participants N: number of results included in the exercise

Group mean (VRr %): refers to the group mean resulting of averaging the individual mean reflectance values reported by participants.

Group Stdv: refers to the group standard deviation resulting from the individual mean reflectance values reported by participants.

Averaged Unsigned Multiple Stdv.: refers to the **Average** value of the individual **Unsigned Multiple** of the **Standard Deviations**, calculated for each participant against the group mean and group standard deviation data. This statistical is used in the ICCP Accreditation Programms to assess the precision of the participants. Average Unsigned Multiple Stdv.=Summa(absolute value [participant VRr-Group Mean]/Group Stdv.)

Coefficient of Variation: allows comparing the dispersion of results regardless the value of the mean. Coefficient of variation=Group Stdv *100/ Group Mean.

Scattering Index: allows an estimation of the reliability of the values based on the Coefficient of Variation and the number of participants. Scattering Index=Coefficient of Variation/N of participants

Comments: Please indicate whatever information you consider relevant. Information to include is: objectives of the working group, indication about fluorescence properties, abundance of vitrinite particles to be measured, difficulties in sample preparation or polishing, possibility of suppressed values, the main conclusions about the characterization of the samples.